

ALL-AROUND RESULTS





WAG Intermediate - Over 18





Adult Gymnastics British Championships 2026

Lilleshall National Sports Centre

12th-14th June 2026



Bib	Name	Club					Age Bonus	Total	Rank
507	KOLL Mia	The Wire Gymnastic Club	10.733	11.633	12.133	11.766	0.2	35.732	1
414	ELSEY Jessica	Shrewsbury Gymnastics	10.933	11.766	10.366	11.766	0.5	35.065	2
330	PASSMORE Naomi	Torbay Olympic	11.100	10.633	11.533	11.400	0.8	34.833	3
468	WALKER Tiegan	Sheffield Workshop	11.166	11.166	11.566	11.500	0.6	34.832	4
314	FLYNN Amelia	Torbay Olympic	10.733	11.866	11.100	11.666	0.1	34.732	5
493	ACHTERBERG Kirstey	The Wire Gymnastic Club	11.166	10.166	11.933	11.500	0.0	34.599	6
700	GODSALL Abbie	Central Cardiff	10.900	10.133	11.700	11.233	0.6	34.533	7
116	DYTOR Jasmine	Halo Sparks Gymnastics	10.966	11.700	11.566	10.966	0.0	34.366	8
586	HETHERINGTON Sarah	Kaleidoscope Gymnastics	10.966	10.933	11.533	11.433	0.1	34.266	9
51	HUNT Imogen	Weald Gymnastics Club	10.833	11.566	10.533	11.133	0.7	34.232	10
83	EARP Robyn	The Mill Gymnastics	10.733	11.233	10.600	11.166	0.9	34.132	11
362	HUTTON Abigail	The Wire Gymnastic Club	10.800	11.300	11.533	11.200	0.0	34.033	12
622	WINIARSKA Oliwia	Robin Hood Gymnastics	11.266	10.700	11.400	11.266	0.0	33.932	13
400	DOYLE Kaya	Verve Gymnastics	10.600	11.166	11.433	11.300	0.0	33.899	14
37	LASHFORD Ellie	Wyre Forest Gymnastic	10.900	11.033	11.066	11.466	0.3	33.865	15
415	MORFILL Jessica	Shrewsbury Gymnastics	10.866	11.100	11.433	11.300	0.0	33.833	16
548	TRUE Lauren	Dumfries Y Gymnastics	11.266	10.700	11.433	11.100	0.0	33.799	17
279	WOOLLASTON Catherine	Birches Valley	10.800	11.100	10.400	11.600	0.1	33.700	18
426	SILVER Ebony	Southbourne Gymnastics	10.966	11.200	11.533	10.300	0.0	33.699	19
398	RAYMOND Josephine	Meridian Gymnastics	10.833	11.300	10.733	11.266	0.2	33.699	19
125	TARRANT Aspen	Midlands Gymnastics	10.900	11.233	11.500	10.833	0.0	33.633	21
127	LEWIS Briar	Midlands Gymnastics	10.833	8.400	11.433	11.333	0.0	33.599	22
466	CAIN Devon	City of Preston	10.966	11.000	10.966	11.566	0.0	33.532	23
413	TURNER Gemma	Shrewsbury Gymnastics	10.566	10.200	11.366	11.333	0.2	33.465	24
583	PARKER Chloe	Kaleidoscope Gymnastics	11.000	10.233	10.700	11.566	0.0	33.432	25
215	MAITLAND Bethany	Hereford Gymnastics	10.233	10.733	10.566	11.000	0.6	33.333	26
628	COVENTRY Olivia	Notts Gymnastics	10.766	11.233	10.966	0.000	0.1	33.332	27
584	MAGENNIS Mollie	Kaleidoscope Gymnastics	10.800	9.933	11.000	11.300	0.1	33.266	28
172	NOORULLAH Mayyah	Edinburgh University GC	10.766	10.600	11.500	10.533	0.4	33.266	28
538	TWITCHEN Sophia	Bury Spectrum Gym Club	10.700	9.633	11.033	11.433	0.0	33.166	30
710	KOSTLIN Georgia	Buckley Gymnastics Club	10.000	9.166	11.366	11.100	0.1	33.132	31
457	SHAW Harriet	Witham Hill Gymnastics	10.633	10.866	10.700	10.866	0.7	33.132	31
465	WELLS Emily	South Devon School Of	10.866	11.100	10.000	11.133	0.0	33.099	33
397	NICHOLSON Alice	Meridian Gymnastics	10.533	10.933	10.933	11.100	0.0	32.966	34
532	STAMP Holly Rose	Allegro Gymnastics	10.300	10.200	10.800	10.933	0.5	32.766	35
427	GINN Kara	Southbourne Gymnastics	10.900	10.566	10.600	11.200	0.0	32.700	36
396	ORFORD Darcy	Meridian Gymnastics	10.766	10.733	11.000	10.800	0.0	32.566	37
431	WADEY Athena	Southbourne Gymnastics	10.766	10.933	10.833	10.733	0.0	32.532	38
395	BAXTER Evy	Meridian Gymnastics	10.500	10.933	10.933	9.600	0.0	32.366	39
283	GREEN Ellie	Birches Valley	10.100	10.466	9.933	11.100	0.4	32.166	40
126	THOMAS Catherine	Midlands Gymnastics	10.700	11.000	8.866	9.933	0.4	32.033	41
621	CANE Paige	Robin Hood Gymnastics	10.566	9.500	10.766	10.600	0.0	31.932	42
429	RAFFELL Ellie	Southbourne Gymnastics	10.833	10.266	10.100	10.566	0.2	31.865	43
52	DAVIES Madeleine	Weald Gymnastics Club	10.766	9.933	8.766	10.300	0.7	31.833	44
27	ROBINSON Isabelle	Longridge Gymnastics	10.800	10.466	10.100	10.300	0.0	31.832	45
70	BEAGLEY Lily	Sutton Gymnastics	10.766	9.666	9.900	10.700	0.2	31.600	46
296	WRIGHT Brianna	Manchester Academy of	10.633	9.633	8.300	10.333	0.8	31.466	47
317	FOULDS Maggie	Torbay Olympic	9.766	8.933	10.100	11.000	0.4	31.333	48
629	GEAREY Bethany	Worcestershire	9.933	10.766	9.866	10.400	0.0	31.099	49
111	GULLIS Ruby-May	Halo Sparks Gymnastics	9.733	9.766	10.466	10.533	0.0	31.065	50

Bib	Name	Club					Age Bonus	Total	Rank
573	GARDNER Beth	Royal Navy Gymnastics	10.600	9.000	8.366	11.400	0.0	31.000	51
281	COOK Macey	Birches Valley	10.200	9.933	8.933	10.666	0.2	30.999	52
568	JONES Erin	Royal Navy Gymnastics	10.733	7.900	9.300	9.933	0.0	30.099	53
561	COOPER-LEACH Hollie	Huntingdon Olympic	10.100	8.900	0.000	10.633	0.3	30.033	54
631	LEMKE Demi	Leeds Gymnastics Club	10.100	0.000	8.666	9.766	0.8	29.532	55
533	UNDERWOOD Molly	Allegro Gymnastics	10.500	8.600	0.000	10.166	0.2	29.466	56
343	STEEPLE Ellie	Leeds Gymnastics Club	10.366	8.766	7.033	10.200	0.0	29.332	57
34	SEAGROVE Faye	Wyre Forest Gymnastic	0.000	9.033	9.033	9.733	0.7	28.499	58
399	BAXTER Ebony	Meridian Gymnastics	9.633	5.100	0.000	9.466	0.2	24.599	59
50	KELSALL Christina	Weald Gymnastics Club	0.000	8.900	0.000	9.133	0.8	18.833	60