

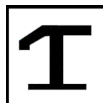
RESULTS

Performance Grade 1


Women's Artistic Excel Grades 2 & 3 and NDP Finals 2026

Fenton Manor Sports Complex, Stoke-on-Trent


22nd-24th May 2026



Rk	Bib	Name	D Score 1	Vault 1	ND 1	Bonus 1	D Score 2	Vault 2	ND 2	Bonus 2	ND	Total
1	162	AKECH Francine North West	4.00	13.300	0.0	0.0	4.00	13.300	0.0	0.0	0.0	13.300
2	253	PROCTER Sadie North	4.00	13.200	0.0	0.0	4.00	13.000	0.0	0.0	0.0	13.100
2	259	TWARDOWSKA Alexia London	4.00	13.000	0.0	0.0	4.00	13.200	0.0	0.0	0.0	13.100
4	161	SUTTON Niamh North West	4.00	12.950	0.0	0.0	4.00	13.200	0.0	0.0	0.0	13.075
5	83	HUDSON Poppy South West	4.00	13.000	0.0	0.0	4.00	13.100	0.0	0.0	0.0	13.050
5	226	CLARK Alicia South East	4.00	13.000	0.0	0.0	4.00	13.100	0.0	0.0	0.0	13.050
7	250	COX Sophia North	4.00	13.050	0.0	0.0	4.00	13.000	0.0	0.0	0.0	13.025
8	313	BLAKE Ruby Northern Ireland	4.00	12.900	0.0	0.0	4.00	13.100	0.0	0.0	0.0	13.000
8	252	MAY Ruby North	4.00	12.900	0.0	0.0	4.00	13.100	0.0	0.0	0.0	13.000
8	18	WOODCOCK Georgia Yorkshire	4.00	13.000	0.0	0.0	4.00	13.000	0.0	0.0	0.0	13.000
11	368	EVANS Millie Wales	4.00	13.000	0.0	0.0	4.00	12.950	0.0	0.0	0.0	12.975
12	113	WALL Alana East Midlands	4.00	12.850	0.0	0.0	4.00	12.900	0.0	0.0	0.0	12.875
13	184	FALCONER Valentina Scotland	4.00	12.700	0.0	0.0	4.00	13.000	0.0	0.0	0.0	12.850
13	314	GOODWIN Aoibhe Northern Ireland	4.00	12.950	0.0	0.0	4.00	12.750	0.0	0.0	0.0	12.850
13	165	CAIRNS Naomi North West	4.00	12.900	0.0	0.0	4.00	12.800	0.0	0.0	0.0	12.850
13	366	THOMAS Madlen Eira Wales	4.00	12.850	0.0	0.0	4.00	12.850	0.0	0.0	0.0	12.850
17	53	HELM Isla South	4.00	12.750	0.0	0.0	4.00	12.900	0.0	0.0	0.0	12.825
17	230	HIGMAN Mali South East	4.00	12.850	0.0	0.0	4.00	12.800	0.0	0.0	0.0	12.825
19	254	PATTERSON Anabelle North	4.00	12.650	0.0	0.0	4.00	12.850	0.0	0.0	0.0	12.750
19	15	SAEED Yasmin Yorkshire	4.00	12.800	0.0	0.0	4.00	12.700	0.0	0.0	0.0	12.750
19	370	LEWIS Alys Wales	4.00	12.750	0.0	0.0	4.00	12.750	0.0	0.0	0.0	12.750



Rk	Bib	Name	D Score 1	Vault 1	ND 1	Bonus 1	D Score 2	Vault 2	ND 2	Bonus 2	ND	Total
22	229	LODGE Charly South East	4.00	12.800	0.0	0.0	4.00	12.650	0.0	0.0	0.0	12.725
22	112	BAILIFF Kara East Midlands	4.00	12.700	0.0	0.0	4.00	12.750	0.0	0.0	0.0	12.725
24	84	EVANS Caitlin South West	4.00	12.600	0.0	0.0	4.00	12.800	0.0	0.0	0.0	12.700
25	367	DYBAN-SULLY Catrin Wales	4.00	12.750	0.0	0.0	4.00	12.600	0.0	0.0	0.0	12.675
25	292	SIDES Scarlett East	4.00	12.600	0.0	0.0	4.00	12.750	0.0	0.0	0.0	12.675
25	260	TOPP Bebe London	4.00	12.650	0.0	0.0	4.00	12.700	0.0	0.0	0.0	12.675
28	344	FFRENCH Aubree West Midlands	4.00	12.600	0.0	0.0	4.00	12.700	0.0	0.0	0.0	12.650
29	293	CRAWLEY Dorothy East	4.00	12.550	0.0	0.0	4.00	12.700	0.0	0.0	0.0	12.625
29	295	BINNS Amelie-May East	4.00	12.550	0.0	0.0	4.00	12.700	0.0	0.0	0.0	12.625
29	312	MCWATTERS Sophie Northern Ireland	4.00	12.650	0.0	0.0	4.00	12.600	0.0	0.0	0.0	12.625
29	227	TAYLOR Jessie South East	4.00	12.650	0.0	0.0	4.00	12.600	0.0	0.0	0.0	12.625
29	263	WARREN Emma London	4.00	12.600	0.0	0.0	4.00	12.650	0.0	0.0	0.0	12.625
34	51	STONER-WANG Delilah South	4.00	12.750	0.0	0.0	4.00	12.450	0.0	0.0	0.0	12.600
34	311	MCCOMB Jessica Northern Ireland	4.00	12.750	0.0	0.0	4.00	12.450	0.0	0.0	0.0	12.600
34	347	MIGUNOVA Alexandra West Midlands	4.00	12.750	0.0	0.0	4.00	12.450	0.0	0.0	0.0	12.600
34	110	JONES Molly East Midlands	4.00	12.500	0.0	0.0	4.00	12.700	0.0	0.0	0.0	12.600
34	187	DIAS Noa Scotland	4.00	12.650	0.0	0.0	4.00	12.550	0.0	0.0	0.0	12.600
34	185	MARRISON Eilidh Scotland	4.00	12.600	0.0	0.0	4.00	12.600	0.0	0.0	0.0	12.600
40	160	LAM Daphne North West	4.00	12.700	0.0	0.0	4.00	12.450	0.0	0.0	0.0	12.575
40	294	WIGLEY Gisele East	4.00	12.700	0.0	0.0	4.00	12.450	0.0	0.0	0.0	12.575
42	186	NASIB Amara Scotland	4.00	12.700	0.0	0.0	4.00	12.400	0.0	0.0	0.0	12.550
43	343	CAMBRIDGE Chloe West Midlands	4.00	12.600	0.0	0.0	4.00	12.350	0.0	0.0	0.0	12.475
43	115	WALLIS Imogen East Midlands	4.00	12.350	0.0	0.0	4.00	12.600	0.0	0.0	0.0	12.475
43	52	TYLER Madison South	4.00	12.450	0.0	0.0	4.00	12.500	0.0	0.0	0.0	12.475



Rk	Bib	Name	D Score 1	Vault 1	ND 1	Bonus 1	D Score 2	Vault 2	ND 2	Bonus 2	ND	Total
46	17	HOLLINGWORTH Angelica Yorkshire	4.00	12.500	0.0	0.0	4.00	12.400	0.0	0.0	0.0	12.450
47	261	GAWEK-MCQUEEN Izabella London	4.00	12.300	0.0	0.0	4.00	12.400	0.0	0.0	0.0	12.350
48	345	FEARN Georgia West Midlands	4.00	12.200	0.1	0.0	4.00	12.450	0.0	0.0	0.0	12.325
48	16	KING Isla Yorkshire	4.00	12.350	0.0	0.0	4.00	12.300	0.0	0.0	0.0	12.325
50	55	BHANGOO Vaani South	4.00	12.500	0.0	0.0	4.00	12.050	0.1	0.0	0.0	12.275
51	147	QUAYLE Gwen Isle of Man	4.00	12.250	0.0	0.0	4.00	12.200	0.0	0.0	0.0	12.225
52	146	MURRAY Ariane Isle of Man	4.00	12.250	0.0	0.0	4.00	12.100	0.0	0.0	0.0	12.175
52	86	STEVENSON Amelie South West	4.00	12.150	0.0	0.0	4.00	12.200	0.0	0.0	0.0	12.175
54	82	CURTIS Paige South West	4.00	12.150	0.0	0.0	4.00	12.100	0.0	0.0	0.0	12.125

