

RESULTS

Bronze



Womens Artistic Classic Challenge Championships 2022

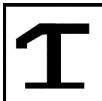


Surrey Sports Park

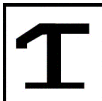
10th & 11th December 2022




Rk	Bib	Name	D Score 1	Vault 1	ND 1	Bonus 1	D Score 2	Vault 2	ND 2	Bonus 2	ND	Total
1	151	MERRICK Emilia South West	3.20	11.850	0.1	0.0	3.20	12.200	0.0	0.0	0.0	12.200
2	152	MONTGOMERY Eeffie Northern Ireland	3.40	12.000	0.0	0.0	3.40	12.200	0.0	0.0	0.0	12.200
3	92	ATKINSON Emmie South East	3.40	12.050	0.0	0.0	3.40	12.150	0.0	0.0	0.0	12.150
4	182	WILSON Madison South West	3.40	12.050	0.0	0.0	3.40	11.700	0.0	0.0	0.0	12.050
5	145	LORKIN Eilidh Scotland	3.40	11.400	0.1	0.0	3.40	11.950	0.1	0.0	0.0	11.950
6	110	CRESSWELL Milly Scotland	3.20	11.900	0.0	0.0	3.20	11.900	0.0	0.0	0.0	11.900
7	165	ROWE Sylvie London	3.20	11.650	0.1	0.0	3.20	11.900	0.0	0.0	0.0	11.900
8	100	BROWN Georgia East Midlands	3.40	11.900	0.0	0.0	3.40	11.800	0.1	0.0	0.0	11.900
9	116	DICKSON Lilly-Ann Scotland	3.40	11.550	0.1	0.0	3.40	11.900	0.0	0.0	0.0	11.900
10	155	NOBLET Liberty South	3.00	11.850	0.0	0.0	3.00	11.650	0.0	0.0	0.0	11.850
11	141	KHAN Isabelle North West	3.20	11.850	0.0	0.0	3.20	11.750	0.0	0.0	0.0	11.850
12	109	CRAGGS Tegan Yorkshire	3.20	11.650	0.0	0.0	3.20	11.800	0.0	0.0	0.0	11.800
13	105	COLLINS Sadie North of England	3.40	11.750	0.0	0.0	3.40	11.800	0.0	0.0	0.0	11.800
14	123	GISBY Skye South East	3.40	11.650	0.0	0.0	3.40	11.800	0.0	0.0	0.0	11.800
15	139	JENKINS Niamh East Midlands	3.20	11.750	0.0	0.0	3.20	11.750	0.0	0.0	0.0	11.750
16	104	CHEUNG Kirsty Scotland	3.40	9.650	1.0	0.0	3.40	11.750	0.0	0.0	0.0	11.750
17	144	LOPEZ SANDOVAL Ana-Sofia London	3.00	11.700	0.0	0.0	3.00	11.500	0.0	0.0	0.0	11.700
18	94	BALLINGER Hayleigh South West	3.20	11.700	0.0	0.0	3.20	11.600	0.0	0.0	0.0	11.700
18	175	TIMMS Abigail West Midlands	3.20	11.700	0.0	0.0	3.20	10.700	0.0	0.0	0.0	11.700
18	178	WALKER Phoebe East Midlands	3.20	11.700	0.0	0.0	3.20	11.500	0.1	0.0	0.0	11.700
21	120	FICE Lily Dee North of England	3.20	11.650	0.0	0.0	3.20	11.700	0.0	0.0	0.0	11.700



Rk	Bib	Name	D Score 1	Vault 1	ND 1	Bonus 1	D Score 2	Vault 2	ND 2	Bonus 2	ND	Total
22	98	BORUCKA Nicoletta Isle Of Man	3.20	10.700	0.0	0.0	3.20	11.650	0.0	0.0	0.0	11.650
23	150	MELDRUM EDWARDS Hebe East	3.20	10.350	0.3	0.0	3.20	11.650	0.0	0.0	0.0	11.650
24	99	BOUCHER Amy South East	3.40	10.950	0.0	0.0	3.40	11.650	0.0	0.0	0.0	11.650
25	157	OLAYEMI Jadesola South	3.00	11.050	0.3	0.0	3.00	11.600	0.0	0.0	0.0	11.600
26	112	CROZIER Charlotte North of England	3.20	11.600	0.1	0.0	3.20	11.550	0.1	0.0	0.0	11.600
27	159	O'SULLIVAN Poppy West Midlands	3.20	11.600	0.0	0.0	3.20	11.500	0.0	0.0	0.0	11.600
28	90	ALLEN HANCOCK Lucy North West	3.20	11.400	0.0	0.0	3.20	11.600	0.0	0.0	0.0	11.600
29	126	GRIFFIN Scarlett South West	3.20	10.400	0.3	0.0	3.20	11.600	0.0	0.0	0.0	11.600
30	131	HEALD Elise Yorkshire	3.40	11.600	0.0	0.0	3.40	10.450	0.3	0.0	0.0	11.600
31	91	ANDREWS Megan East	3.20	11.550	0.0	0.0	3.20	10.500	0.3	0.0	0.0	11.550
32	169	SMITH Pippa Yorkshire	3.20	10.450	0.0	0.0	3.20	11.550	0.0	0.0	0.0	11.550
33	143	LINDSEY Iyla South West	3.40	11.200	0.3	0.0	3.40	11.550	0.0	0.0	0.0	11.550
34	136	HUMBERSTONE Grace North of England	3.20	11.500	0.1	0.0	3.40	11.050	0.0	0.0	0.0	11.500
35	95	BELLO Mia Wales	1.60	9.100	0.0	0.0	3.20	11.500	0.1	0.0	0.0	11.500
36	135	HUGHES Amalie West Midlands	3.20	11.500	0.0	0.0	3.20	11.450	0.0	0.0	0.0	11.500
37	171	ST. ROMAINE Matilda North West	3.20	11.450	0.0	0.0	1.60	10.200	0.0	0.0	0.0	11.450
38	124	GLASSBROOK Rose North of England	3.20	11.450	0.1	0.0	3.20	11.450	0.1	0.0	0.0	11.450
39	101	BROWN Ella South	2.40	10.750	0.3	0.0	2.40	11.350	0.0	0.0	0.0	11.350
40	93	BAILEY Ellie Yorkshire	2.40	11.300	0.0	0.0	2.40	10.950	0.0	0.0	0.0	11.300
41	177	TURCAN Madalina London	3.20	11.300	0.1	0.0	3.20	10.000	0.3	0.0	0.0	11.300
42	97	BILTON Eva London	3.20	11.250	0.1	0.0	3.20	11.300	0.0	0.0	0.0	11.300
43	173	TAYLOR-KARRER Erin South East	2.40	11.250	0.0	0.0	2.40	11.000	0.1	0.0	0.0	11.250
44	154	MYLES Emily North West	2.60	11.250	0.0	0.0	2.60	11.200	0.0	0.0	0.0	11.250
45	108	COYLE Darcy North of England	3.00	11.250	0.1	0.0	2.00	10.300	0.0	0.0	0.0	11.250



Rk	Bib	Name	D Score 1	Vault 1	ND 1	Bonus 1	D Score 2	Vault 2	ND 2	Bonus 2	ND	Total
46	161	PAULUS Isabella East	2.40	11.200	0.0	0.0	2.40	11.050	0.0	0.0	0.0	11.200
47	106	CONROY Emma North West	3.20	11.200	0.0	0.0	1.60	10.200	0.0	0.0	0.0	11.200
48	158	ORR Mia Northern Ireland	3.00	9.850	0.3	0.0	3.00	11.200	0.0	0.0	0.0	11.200
49	180	WHARTON Amber South	2.40	11.150	0.0	0.0	2.40	11.150	0.0	0.0	0.0	11.150
49	245	FREEMAN Jessica East	2.40	11.150	0.0	0.0	2.40	11.050	0.0	0.0	0.0	11.150
51	118	EHIUGU Aurelia West Midlands	3.20	9.950	0.3	0.0	3.20	11.150	0.0	0.0	0.0	11.150
52	102	BUCHAN Natasha Scotland	2.40	11.100	0.0	0.0	2.40	11.100	0.0	0.0	0.0	11.100
52	153	MULHOLLAND Fionnuala Northern Ireland	2.40	11.100	0.0	0.0	2.40	11.100	0.0	0.0	0.0	11.100
54	119	FELLOWS Mimi Rainbow South West	2.40	11.000	0.0	0.0	2.40	11.050	0.0	0.0	0.0	11.050
55	107	COVENTRY Olivia East Midlands	3.40	11.050	0.0	0.0	3.40	10.650	0.0	0.0	0.0	11.050
56	134	HONEYMAN Zarina Isle Of Man	2.40	11.000	0.0	0.0	2.40	10.950	0.0	0.0	0.0	11.000
56	125	GOLDSMITH Sophie Yorkshire	2.40	11.000	0.0	0.0	2.40	11.000	0.0	0.0	0.0	11.000
56	243	SCHMIDT Harriet East Midlands	2.40	11.000	0.0	0.0	2.40	11.000	0.0	0.0	0.0	11.000
59	166	RUSHBY Sofia East Midlands	2.40	10.950	0.0	0.0	2.40	11.000	0.0	0.0	0.0	11.000
60	138	JACKSON Lacey Isle Of Man	2.40	10.850	0.0	0.0	2.40	11.000	0.0	0.0	0.0	11.000
61	172	SUTCLIFFE Holly East	2.40	10.950	0.0	0.0	2.40	10.850	0.0	0.0	0.0	10.950
62	170	SMITH Claudia Yorkshire	2.40	10.900	0.0	0.0	2.40	10.950	0.0	0.0	0.0	10.950
63	133	HOLBROW Luna South	3.20	10.850	0.0	0.0	0.00	0.000	0.0	0.0	0.0	10.850
64	132	HEATON Laila West Midlands	2.40	10.800	0.0	0.0	2.40	10.600	0.1	0.0	0.0	10.800
65	160	PATTERSON Betsy Isle Of Man	2.40	9.750	0.0	0.0	2.40	10.800	0.0	0.0	0.0	10.800
66	114	DACEY Molly Wales	2.20	10.750	0.0	0.0	2.20	10.700	0.0	0.0	0.0	10.750
66	156	O'DONNELL Cara Scotland	2.20	10.750	0.0	0.0	2.20	10.750	0.0	0.0	0.0	10.750
68	149	MCLAUGHLIN Orlaith Northern Ireland	2.00	10.550	0.0	0.0	2.00	10.700	0.0	0.0	0.0	10.700
69	163	RIDING Macey South	2.00	10.450	0.0	0.0	2.00	10.700	0.0	0.0	0.0	10.700



Rk	Bib	Name	D Score 1	Vault 1	ND 1	Bonus 1	D Score 2	Vault 2	ND 2	Bonus 2	ND	Total
70	179	WATT Holly Isle Of Man	2.40	10.700	0.1	0.0	2.40	10.600	0.0	0.0	0.0	10.700
71	162	PRICE Grace Wales	2.20	10.650	0.0	0.0	2.20	10.650	0.0	0.0	0.0	10.650
72	103	CEGIELSKI Halle Wales	2.00	10.450	0.0	0.0	2.00	10.600	0.0	0.0	0.0	10.600
73	128	HASPEL Maeve London	2.00	9.800	0.0	0.0	2.00	10.550	0.0	0.0	0.0	10.550
74	147	MARSHALL Lucy South East	2.00	10.500	0.0	0.0	2.00	10.500	0.0	0.0	0.0	10.500
75	174	THOMAS Jaida-Marie East	3.00	10.500	0.0	0.0	0.00	0.000	0.0	0.0	0.0	10.500
76	168	SKOLSKA Ekaterina Ellen London	2.00	10.450	0.0	0.0	2.00	10.050	0.0	0.0	0.0	10.450
77	148	MCKEEMAN Evie Northern Ireland	2.00	10.050	0.3	0.0	2.00	10.450	0.0	0.0	0.0	10.450
78	127	HANSON Melanie West Midlands	3.20	10.450	0.0	0.0	3.20	10.050	0.3	0.0	0.0	10.450
79	176	TODOROVA Yoanna Isle Of Man	2.40	10.200	0.3	0.0	2.40	10.100	0.3	0.0	0.0	10.200
80	164	ROBAKIDZE Lali Wales	3.00	10.150	0.3	0.0	3.00	10.200	0.0	0.0	0.0	10.200
81	115	DAVIES Anwen Wales	1.60	10.100	0.0	0.0	1.60	8.900	0.0	0.0	0.0	10.100
82	137	HUNT Holly South East	1.60	9.750	0.0	0.0	0.00	0.000	0.0	0.0	0.0	9.750

